

From 2011 to 2016, **1.2 million** new immigrants permanently settled in Canada; about **250,000** immigrants each year.



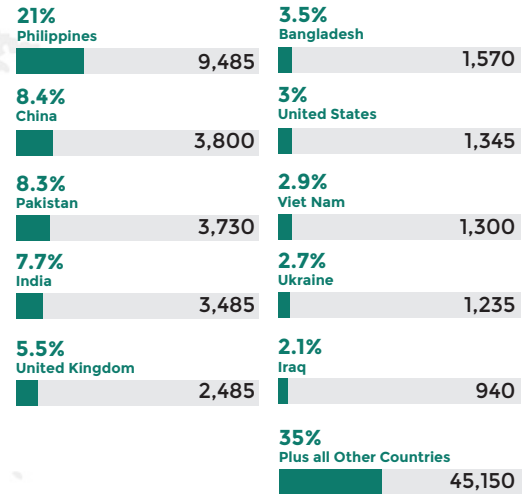
47,935 of these have chosen Saskatchewan with **18,585** calling Saskatoon home - about 3,700 a year deciding to live in Saskatoon. As of 2016, **15.6%** of Saskatoon's residents were foreign-born.

Source: IRCC, 2016 Census

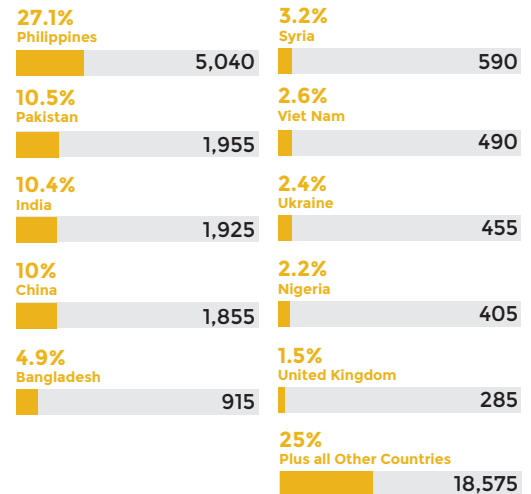
It is estimated that Canada needs **350,000** immigrants annually by 2035 to meet its workforce needs. Moving forward the target is more than **300,000** per year with the goal to reach **340,000** by 2020.

Source: IRCC, 2016 Census, The Conference Board of Canada

Top Ten Countries of Birth for All Immigrants



Top Countries of Birth for Recent Immigrants



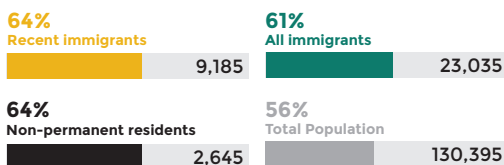
Key ■ Non-Permanent Residents ■ All Immigrants ■ Recent Immigrants ■ Total Population



Population in Private Households



Post Secondary Education



Glossary

Immigrant refers to a person born outside of Canada who has been granted the right to live in Canada permanently by immigration authorities. Immigrants who have obtained Canadian citizenship by naturalization are included in this group.

Recent immigrant refers to an immigrant who first obtained his or her landed immigrant or permanent resident status in the last 5 years (between January 1, 2011 and May 10, 2016).

Government Assisted Refugees (GARs) are persons who before their arrival in Canada have been sponsored by the Government

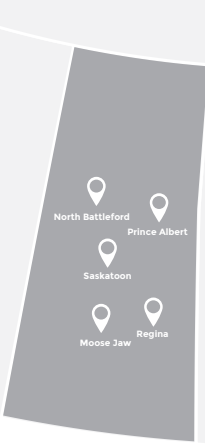
of Canada. They receive financial and other supports for up to one year.

Privately Sponsored Refugees are persons selected from abroad by a private sponsor who agrees to provide financial and other support for one year. GARs and Privately Sponsored Refugees are called Convention Refugees and hold Permanent Resident status upon arrival.

Refugee Claimants are people who apply for refugee status while in Canada and is waiting for a decision on their claim from the Immigration and Refugee Board of Canada (source: IRCC, IPS)

Saskatchewan's Top 5 Destinations

Saskatoon is the top destination choice of immigrants in Saskatchewan. Of the total annual arrivals, about **80%** come as skilled workers seeking better economic outcomes while **11%** arrive as family members reuniting with their relatives. **9%** come as refugees who fear persecution or threats to their lives.



Location	Total Population	Immigrant Population	%	Recent Immigrants	%
Saskatchewan	1,070,569	112,490	10.5%	47,585	4.5%
Saskatoon	288,900	45,160	15.6%	18,585	6.4%
Regina	232,615	36,910	15.9%	16,195	7.0%
Prince Albert	42,380	3,060	7.2%	1,475	3.5%
Moose jaw	34,015	2,655	7.8%	990	2.9%
North Battleford	18,945	1,895	10%	885	4.7%

Non-Official Languages Spoken

Tagalog	3,760	10.3%
Mandarin	2,225	6.1%
Urdu	1,695	4.6%
Arabic	1,235	3.4%
Punjabi	1,075	2.9%
Bengali	1,070	2.9%
Cantonese	955	2.6%
Spanish	880	2.4%
Vietnamese	755	2.1%
Ukrainian	565	1.5%

16% all other non official languages

Living in a household that falls below at least one of the housing indicators of adequacy, suitability or affordability.



56%
Non-Permanent Residents



57%
Recent Immigrants



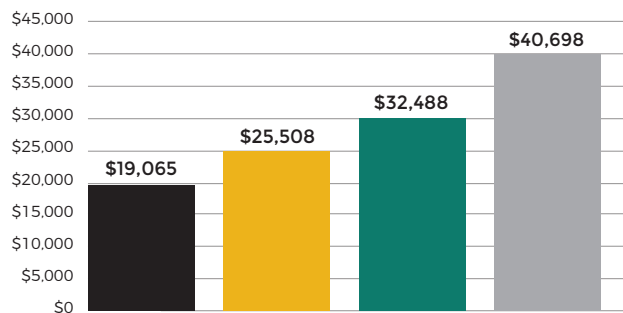
44%
All immigrants



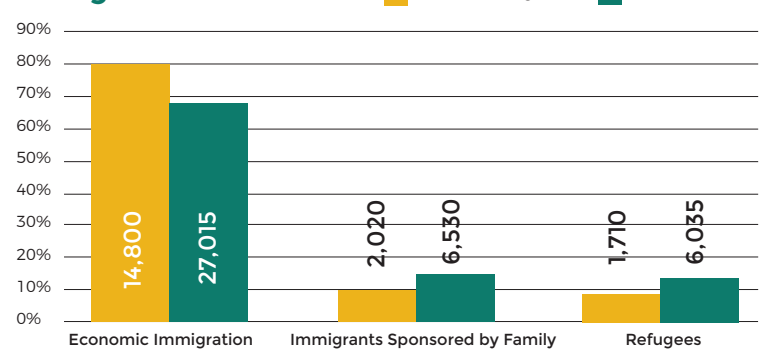
29%
Total Population



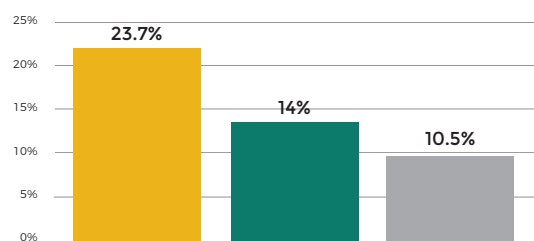
Median Income of Population (Aged 15+)



Immigration Admission



Prevalence of Low Income Status (LICO-BT)



Total Population (Aged 15+) by Labor Force Activity

